



Entry Point



We will dress up as characters from our favourite stories




Physical Development

We will be learning



- how to use our bodies to move safely, in different ways. **S**
- how to use tools safely and with control **S**

Personal, Social and Emotional Development



We will be learning...

- How to share, take turns and be kind to our friends. **S**
- about our school values. **K**
- How to use resources independently and look after them. **S**
- To talk confidently to others. **S**

Communication and Language



We will be learning how to..

- Listen to and talk about stories. **S**
- Use language in our role-play. **S**
- Listen to one another. **S**
- Listen and follow instructions. **S**

In Yellow Class our IPC topic is...

Our Favourite Stories

Literacy




We will be learning how to..

- Join in with stories. **S**
- Handle books carefully. **S**
- Write our names. **S**
- Begin to link sounds to letters. **S**

Exit Point

We will be going to the Discover Centre to make out own



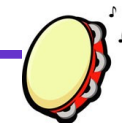
Understanding of the World



We will be learning..

- To talk about special times and special people. **S**
- To talk about things we see such as plants and animals. **S U**
- About New Zealand and other countries for the Rugby World Cup. **K**

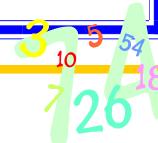
Expressive Arts and Design



We will be learning...

- To join in with rhymes and songs. **S**
- To move in different ways to music. **S**
- Explore different sounds using instruments. **S**
- Make maps for the Rugby World Cup. **SK**
- Make pictures of our favourite characters. **S**

Mathematics



We will be learning...

- To count different objects using number stories. **S**
- To order numbers to 10 and 20. **S**
- Use positional language to describe where things are. **S**
- Use mathematical language such as "tall", "short", "long". **S**



To help them to become more independent please encourage them to do things on their own. For example;

- Hang their coat on the peg,
- Feed themselves,
- Dress themselves,
- Zip up their coat,
- Look after their book bag and bring it to school everyday.



'favourite'
means the ones
we like the best.

To help your child with their learning at home, here are a few tips...



To help your child with their writing please encourage them to write their name at home. They will be bringing a name card home, which can help them.



Our Favourite Stories

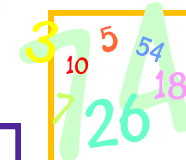


To help them with their reading please spend 5 or 10 minutes looking at the book in their book bag everyday. Here are some tips that can help;

- Ask your child what they can see in the pictures,
- Ask what they think might happen next,
- At the end of the book, ask your child to tell you what happened in the story.
- Ask if they liked or didn't like the book. Ask why do they like/not like the book,
- **Ask your child if they have a favourite story. Ask, why is it their favourite?** I will ask all the children if they have a favourite story in school.

Here are some websites that might be useful;

www.jointhebearhunt.com
www.gruffalo.com
www.bbc.co.uk/cbeebies
www.espresso.co.uk
www.eric-carle.com



To help your child with their maths please encourage them to count and recognise numbers, and notice different numbers that they can see. For example, you can do this when you are shopping, cooking or just walking around the local area .

