



Personal, Social and Emotional

We will make stories about animals together, as well as choosing our own games to play. This will help us to learn:

- take steps to resolve conflicts. S
- to take turns and share resources S

We will talk about things we think we are good at. This will help us :

- to talk about ourselves in positive terms. S U

Communication and Language

We will look stories about animals and learn facts about animals. This will help us learn:

- to understand humour in some stories. U
- to learn new words and use them to group and name animals. K U S

Physical Development

We will make a dance and move like different animals. This will help us learn :

- experiment with different ways of moving. S
- We will do lots of writing. This will help us to learn:
- to use a pencil to form letters correctly . S

We will learn about good hygiene and how it helps us stay healthy.

Literacy

We will read "Tanka Tanka Skunk" and other animals stories. This will help us to learn:

- to read words and simple sentences. S

We will make information books about the animals we have learnt about. This will help us to learn:

- to 'sound out' the sounds in words when writing them, S
- to write sentences and read them back.


Our Topic in Mauve Class is Animals



Maths

We will sorting animals into groups and adding them together. This will help us to learn:

- to find the total number of items by counting all of them. S
- to use words like "add" and "altogether" when doing maths activities. S



Expressive Art and Design

We will dance and move like animals, and make music to represent the animals. This will help us to:

- use our imagination in dance. S
- explore the different sounds of instruments. S

We will make paintings of animals. This will help us:


- to choose particular colours for a purpose. S
- to explore what happens when we mix colours. K U S

Understanding the World

We will learn about different animals and their habitats. This will help us to learn:


- to look at similarities and difference between animals and their habitats K U S

We will make a fact file about the animals on the computer. This will help us to learn computer skills. S



Our Trips


We're going to Mudchute Farm



Mauve Class

K = Knowledge S = Skills U= Understanding

Home Learning



Literacy

- **Read with your child everyday.** Talk about the story with your child. Ask them questions about what has happened in the story and what they think might happen next.
- **Encourage your child to practise writing the sounds and words that they have learnt.** Ask them if they can write a sentence using these words and read their writing to you.

Maths

- **Encourage your child to add groups of things together,** e.g. their toys, teddies, cars, food on their plate.

IPC

- **Visit a farm** (Mudchute farm or Spitalfields farm)
- **Visit a park** Look out for birds and other animals.
- Use the internet and books to learn about animals your child is interested in. You can bring your learning into school to share with us.

Communication and Language

- **Find lots of opportunity to talk to your child** about things they are interested in. This will help them to learn new words and have conversations.
- **Ask your child to talk about what they have learnt about animals.** Ask questions to extend their language. They may need time to think of their answer before they respond to you.

